

9 4x100m Freestyle Men - 16&O Final

Official















Open
NZR

Open NZR

3:10.97 2022-12-13

NZL

NZL

| Rank | Competitor | Age | Club | RT | PTS | Result |
|------|--|-----|--|---------|-----|--|
| 1 |  Hamilton B... | 17 |  Hamilton B... | | | 3:32.25 Entry: 3:32.88 -0.63 |
| | Maxwell Downey | 17 | | 26.16 | | 55.58 55.58 |
| | Corne Diener | 17 | | 1:21.02 | | 1:49.16 1:49.16 |
| | Caign Boonen | 17 | | 2:14.41 | | 2:42.30 2:42.30 |
| | Orlando Hardie | 17 | | 3:05.76 | | 3:32.25 3:32.25 |
| 2 |  Macleans ... | 17 |  Macleans C... | | | 3:39.22 Entry: 3:48.81 -9.59 |
| | Aidan Taylor | 16 | | 26.47 | | 55.02 55.02 |
| | Will Herbert | 15 | | 1:21.11 | | 1:50.76 1:50.76 |
| | Samuel Asiata | 17 | | 2:17.23 | | 2:46.00 2:46.00 |
| | Daniel Loh | 16 | | 3:10.89 | | 3:39.22 3:39.22 |
| 3 |  Westlake B... | 17 |  Westlake B... | | | 3:40.58 Entry: 3:29.03 +11.55 |
| | William Delamare | 17 | | 25.53 | | 53.06 53.06 |
| | Andy Luo | 17 | | 1:19.68 | | 1:51.53 1:51.53 |
| | Vincent Prajogo | 17 | | 2:18.92 | | 2:48.99 2:48.99 |
| | Jacob Humphries | 16 | | 3:13.57 | | 3:40.58 3:40.58 |
| 4 |  Rangitoto ... | 17 |  Rangitoto C... | | | 3:42.94 Entry: 3:40.14 +2.80 |
| | Sean Burke | 16 | | 26.51 | | 54.84 54.84 |
| | Chris Kumala | 15 | | 1:22.10 | | 1:51.49 1:51.49 |
| | Clement Choo | 15 | | 2:19.31 | | 2:50.18 2:50.18 |
| | Elwin Bao | 17 | | 3:15.55 | | 3:42.94 3:42.94 |
| 5 |  St Paul's C... | 17 |  St Paul's C... | | | 3:44.05 Entry: 3:56.25 -12.20 |
| | Neo Urlich | 17 | | 24.91 | | 52.30 52.30 |
| | John Park | 17 | | 1:18.49 | | 1:47.17 1:47.17 |
| | Lochi Hoy | 16 | | 2:14.66 | | 2:48.17 2:48.17 |
| | Finn Freemantle | 16 | | 3:14.18 | | 3:44.05 3:44.05 |
| 6 |  Palmerston... | 17 |  Palmerston... | | | 3:44.25 Entry: 3:52.07 -7.82 |
| | Eric Wong | 16 | | 25.33 | | 53.22 53.22 |
| | Sam Rowe | 16 | | 1:19.13 | | 1:47.68 1:47.68 |
| | Cullen Byrne | 17 | | 2:14.16 | | 2:44.13 2:44.13 |
| | Flynn Balfour | 16 | | 3:12.61 | | 3:44.25 3:44.25 |
| 7 |  Nelson Coll... | 16 |  Nelson Coll... | | | 3:49.40 Entry: 3:51.87 -2.47 |

| | | | | | |
|-----------|---|----|---|-----------------|---|
| | Sam Trass | 15 | 27.95 | 58.72 | 58.72 |
| | James Boocock | 14 | 1:25.82 | 1:56.33 | 1:56.33 |
| | McIndoe Frankish | 16 | 2:23.92 | 2:53.79 | 2:53.79 |
| | Lucas Bell | 16 | 3:20.03 | 3:49.40 | 3:49.40 |
| 8 |  Pinehurst S... | 17 |  | Pinehurst S... | 3:51.84 |
| | Osbert Gu | 16 | 26.07 | 55.05 | 55.05 |
| | Shawn Li | 13 | 1:22.93 | 1:54.40 | 1:54.40 |
| | Joshua Zhang | 14 | 2:23.55 | 2:57.77 | 2:57.77 |
| | Yeenok Zhang | 17 | 3:23.59 | 3:51.84 | 3:51.84 |
| 9 |  Mt Albert G... | 18 |  | Mt Albert G... | 3:53.85 Entry: 3:52.49 +1.36 |
| | Taiga Ueno | 18 | 26.80 | 56.12 | 56.12 |
| | Kayden Te Anga | 17 | 1:25.73 | 2:00.02 | 2:00.02 |
| | Palepua Afoa | 18 | 2:28.18 | 2:59.76 | 2:59.76 |
| | Sam Li | 17 | 3:25.34 | 3:53.85 | 3:53.85 |
| 10 |  Lindisfarne ... | 18 |  | Lindisfarne ... | 4:14.01 |
| | Wyatt Holmes | 18 | 28.74 | 1:00.43 | 1:00.43 |
| | Liam McEntee | 16 | 1:30.17 | 2:04.72 | 2:04.72 |
| | Owen Booker | 13 | 2:34.91 | 3:09.41 | 3:09.41 |
| | Benjamin Gray | 18 | 3:40.80 | 4:14.01 | 4:14.01 |